



AMF


BASKET/TRAY CONVEYORS




- **A Wide Variety of Conveyor Designs Including Full or Partial Width with Flush Grid, Raised Rib, Flat Top or Friction Top, Dual Strand Conveyors, and Side Flexing Full or Partial Width Plastic Belt Conveyors**
- **A Wide Variety of Conveyor Accessories Including Accumulators, Metering, Grouping, etc.**

FEATURES & BENEFITS


SERIES 900 & 1400, FLUSH GRID Full or Partial Width Plastic Belt Conveyor, Raised Ribs, Flat Top or Friction Top




- Aluminum 6061-T6, low or high belting in frame
- Intralox Series 900 & 1400:
 - Raised ribs belt construction available in grey or white polypropylene or in blue Acetal
 - Flush grid and flat top belt construction available in grey or white polypropylene in blue Acetal or in brown heat resistant nylon
 - Friction top belt available in black diamond friction top or in black flat friction top




Flush Grid



Flat Top



Raised Ribs




Diamond Friction Top

SERIES 900 & 1400, MOLD-TO-WIDTH Dual Strands Plastic Belt Conveyor




- Aluminum 6061-T6, low or high belting in frame
- Belt strength up to 200% higher than standard table-top plastic chain
- Intralox Series 900 & 1400 Mold-to-Width belts:
 - Flush grid (38% opening) or flat top (0% opening) belt construction
 - Grey polypropylene or blue Acetal material
 - 4 1/2" (115 mm) and 7 1/2" (191 mm) wide belt available




Mold to Width

SERIES 2200 & 2400, FULL WIDTH Side Flexing Plastic Belt Conveyor



- Aluminum 6061-T6, low or high belting in frame
- Continuous path conveyors reduce the number of drives required on a layout
- Intralox Series 2200 & 2400:
 - Flush grid radius belt construction
 - Grey polypropylene or blue Acetal material
 - From 6" (152 mm) to 72" (1829 mm) wide belt available




Flush Grid Radius

SERIES 2200 & 2400, PARTIAL WIDTH Side Flexing Plastic Belt Conveyor



- Aluminum 6061-T6, low or high belting in frame with integral side guides
- Continuous path conveyors reduce the number of drives required on a layout
- Intralox Series 2200 & 2400:
 - Flush grid radius belt construction
 - Grey polypropylene or blue Acetal material
 - From 6" (152 mm) to 72" (1829 mm) wide belt available



Flush Grid Radius



MECHANICAL FEATURES

- Outside frame of 13 1/4" (337 mm), 21 1/4" (540 mm), 27 1/4" (692 mm), 33 1/4" (845 mm), 37 1/4" (946 mm) and other widths available on request
- All belts are available from 6" (152 mm) to 42" (1067 mm) in 1" (25 mm) increments
- Low or high belting in frame. Low: 1/4" x 8" (6 mm x 203 mm), High: 1/4" x 10" (6 mm x 254 mm)
- Motor and reducer shaft mounted, other mountings available on request (side drive, drive over, drive under)
- Standard reducer: Sew Eurodrive (Optional: Boston, Ohio, Tigear, Nord, Browning)
- Standard motor: Sew Eurodrive (Optional: US Motor, Leeson, Baldor, Reliance, Nord)
- Standard bearings: Dodge (Optional: Sealmaster, SKF)


- Outside frame of 13 1/4" (337 mm), 21 1/4" (540 mm), 27 1/4" (692 mm), 33 1/4" (845 mm), 37 1/4" (946 mm) and other widths available on request
- Low or high belting in frame. Low: 1/4" x 8" (6 mm x 203 mm), High: 1/4" x 10" (6 mm x 254 mm)
- Motor and reducer shaft mounted, other mountings available on request (side drive, drive over, drive under)
- Standard reducer: Sew Eurodrive (Optional: Boston, Ohio, Tigear, Nord, Browning)
- Standard motor: Sew Eurodrive (Optional: US Motor, Leeson, Baldor, Reliance, Nord)
- Standard bearings: Dodge (Optional: Sealmaster, SKF)

- Outside frame of 13 1/4" (337 mm), 21 1/4" (540 mm), 27 1/4" (692 mm), 33 1/4" (845 mm), 37 1/4" (946 mm) and other widths available on request
- Low or high belting in frame. Low: 1/4" x 8" (6 mm x 203 mm), High: 1/4" x 10" (6 mm x 254 mm)
- Motor and reducer shaft mounted, other mountings available on request (side drive, drive over, drive under)
- Standard reducer: Sew Eurodrive (Optional: Boston, Ohio, Tigear, Nord, Browning)
- Standard motor: Sew Eurodrive (Optional: US Motor, Leeson, Baldor, Reliance, Nord)
- Standard bearings: Dodge (Optional: Sealmaster, SKF)

- Outside frame of 22 1/4" (565 mm), 26 1/4" (666 mm), 30 1/4" (768 mm), 36 1/4" (920 mm), 42 1/4" (1073 mm) and other widths available on request
- High in frame construction for inside frame with outside frame as side guides
- Motor and reducer shaft mounted, other mountings available on request (side drive, drive over, drive under)
- Standard reducer: Sew Eurodrive (Optional: Boston, Ohio, Tigear, Nord, Browning)
- Standard motor: Sew Eurodrive (Optional: US Motor, Leeson, Baldor, Reliance, Nord)
- Standard bearings: Dodge (Optional: Sealmaster, SKF)

OPTIONS

SERIES 900 & 1400, FLUSH GRID
Full or Partial Width Plastic Belt
Conveyor, Raised Ribs, Flat Top or
Friction Top




- Nose down, nose up
- Transfer rollers
- Adjustable guides (funnel type)
- Anti-static device (when required)

SERIES 900 & 1400, MOLD-TO-WIDTH
Dual Strands Plastic Belt Conveyor



- Nose down, nose up
- Transfer rollers
- Interlace
- Adjustable guides (funnel and straight type - manually or screw adjustable)
- Anti-static device (when required)

SERIES 2200 & 2400, FULL WIDTH
Side Flexing Plastic Belt Conveyor



- Nose down, nose up
- Transfer rollers
- Adjustable guides (funnel and straight type - manually or screw adjustable)
- Anti-static device (when required)

SERIES 2200 & 2400, PARTIAL WIDTH
Side Flexing Plastic Belt Conveyor



- Nose down, nose up
- Transfer rollers
- Adjustable guides (funnel and straight type - manually or screw adjustable)
- Anti-static device (when required)

Headquarters:
2115 W. Laburnum Ave.
Richmond, Virginia 23227
Tel: 1-800-225-3771
or 1-804-355-7961
Fax: 1-804-342-9724
sales@amfbakery.com

Europe Office:
6 The Sidings
Station Road, Guiseley
Leeds LS20 8BX, England
Tel: 44-1943-875703
Fax: 44-1943-871806
sales-europe@amfbakery.com

Asia Office:
2102B, B-Bldg.
No.3 Estate Mansion
No.1 Shuguangxili Rd.
Beijing, China 100028
Tel: 010-58222949
Fax: 010-58222952
sales-asia@amfbakery.com

FOR MORE INFORMATION PLEASE CALL YOUR ACCOUNT MANAGER OR

1-800-BAKERS-1
www.amfbakery.com