

# AMF

## MILLENNIUM DOLLY LOADER



*Single Dolly Loader Shown with Vertical Dolly Storage with Servo Lift and Smooth Pneumatic Transfer*

- **Designed to Receive a Stack of Filled Bread/Bun Baskets from an AMF Automatic Bottom-up Basket Stacker or Conveyor, Gently Transfer and Place the Stack of Baskets on the Dolly and Eject the Loaded Dolly for Distribution**
- **Available in Single and Double Stack Configurations**

### FEATURES & BENEFITS

#### **Ergonomic, User Friendly Design**

- Smooth basket lift and lowering motion using servo drives vs. hydraulics or dropping the stacks onto the dolly
- Smooth stack transfer from stacker or conveyor to dolly loading zone through a t-plate transfer system using a smooth gear/rack drive and transfer plates

#### **Versatility and Accuracy**

- The Dolly Loader can serve multiple lines
- Servo placement of stacks onto the dolly

- Servo separation of dollies
- Capable of placing filled basket stacks on the floor without dollies for hand truck transport

#### **Quiet, Ease of Operation**

- Fewer moving parts for quieter operation, with no hydraulics
- Servo-driven lift and load mechanism

## MILLENNIUM DOLLY LOADER

### MECHANICAL FEATURES

- Smooth stack transfer
- Left or right hand configurations
- Heavy duty framing and safety guarding
- Servo driven basket lift with ability to pick up multiple basket handle positions
- "No Drop" servo stack lowering system provides smooth placement of stacks onto the dolly
- Vertical dolly magazine
- Motorized dolly feed system
- 120VAC pneumatic valves

### ELECTRICAL FEATURES

Allen Bradley Pushbuttons on Operator Panel for:

- Dolly Loader Start/Stop
- Dolly Loader Emergency Stop/Reset

Machine Mounted Painted Enclosure with:

- Allen Bradley servo drives
- Allen Bradley PLC and operator interface
- Allen Bradley PowerFlex Inverters

### OPTIONS

- Stainless steel control enclosure
- Additional machine manuals
- Panel cooling
- Floor cover sheets for floor protection under the loaded dolly
- PLC options
- Interface options
- Panel cooling options

### SPECIFICATIONS

#### Electrical Requirements:

Main Power: 8 KVA  
 PLC I/O Voltage: 24VDC in/120VAC out  
 Air Requirements: 4 SCFM @ 80 PSIG

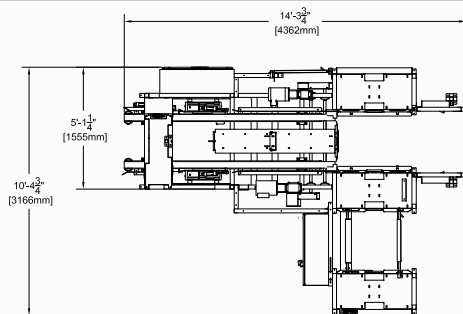
#### Approximate Shipping Weight:

Single: 5,000 lb. (2268 kg)  
 Double: 7,000 lb. (3175 kg)

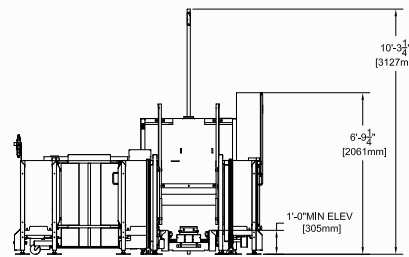
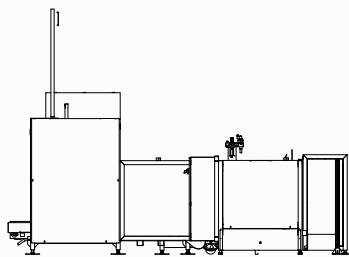
#### Approximate Shipping Dimensions:

Single: 190" x 110" x 78"  
 (4826 mm x 2794 mm x 1982 mm)  
 Double: 263" x 120" x 85"  
 (6680 mm x 3048 mm x 2159 mm)

### DIMENSIONAL DRAWING



(Single Stack Shown)



**Headquarters:**  
 2115 W. Laburnum Ave.  
 Richmond, Virginia 23227  
 Tel: 1-800-225-3771  
 or 1-804-355-7961  
 Fax: 1-804-342-9724  
[sales@amfbakery.com](mailto:sales@amfbakery.com)

**Europe Office:**  
 6 The Sidings  
 Station Road, Guiseley  
 Leeds LS20 8BX, England  
 Tel: 44-1943-875703  
 Fax: 44-1943-871806  
[sales-europe@amfbakery.com](mailto:sales-europe@amfbakery.com)

**Asia Office:**  
 Room 15-2, A-Building  
 Thunis Dev. Building  
 No.11 Hui Xin East St.  
 Chaoyang District  
 Beijing, China 100029  
 Tel: 86-10-64823613  
 Fax: 86-10-64934259  
[sales-asia@amfbakery.com](mailto:sales-asia@amfbakery.com)

FOR MORE INFORMATION PLEASE CALL YOUR ACCOUNT MANAGER OR

**1-800-BAKERS-1**  
[www.amfbakery.com](http://www.amfbakery.com)

AMF's focus on continuous improvement may result in changes to machinery specifications without notice.